
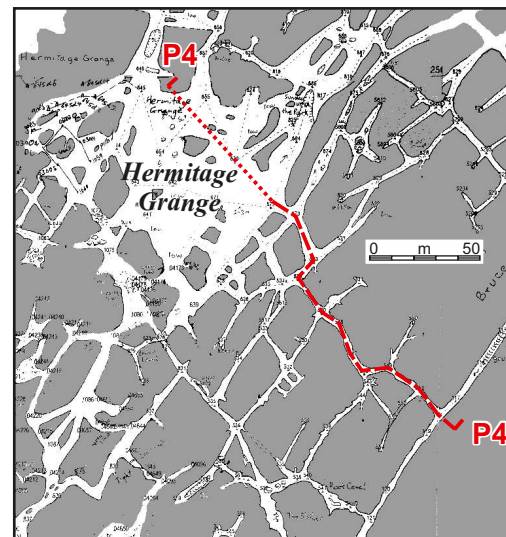
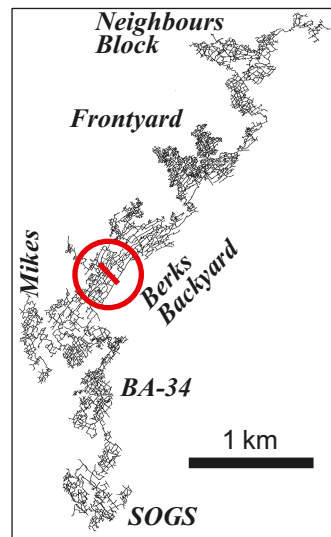



# Bullita Cave, Gregory Karst, NT.

## Profile 4

### Hermitage Grange, Backyard

Sketched & compiled  
by KG Grimes, 2005  
assisted by S. White & C. Redpath


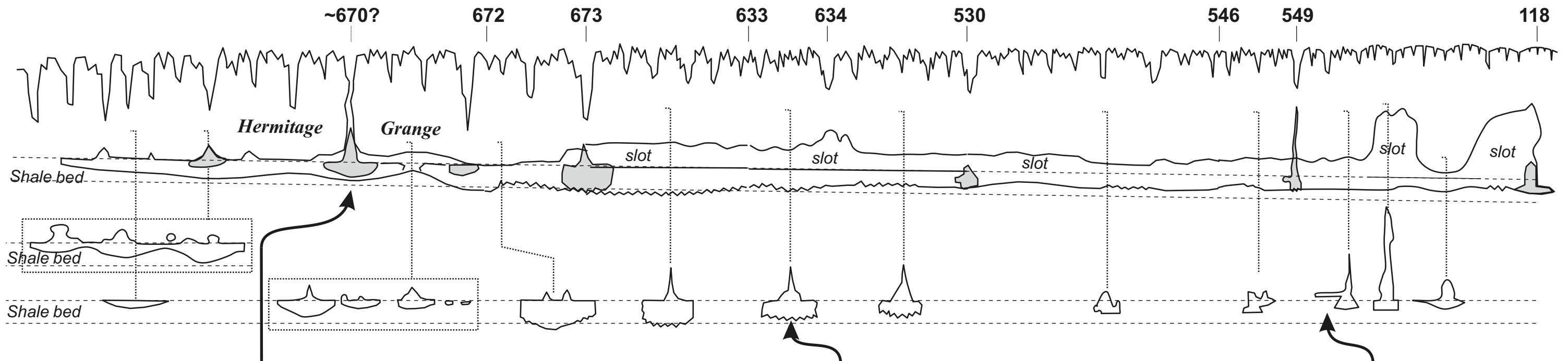


Pillars of shale bed, near 672, plus flat roof at base of Supplejack




Phreatic-tube in roof just above shale bed


Note: Shaded sections in profile are passages entering from the sides.  
Surface karrenfield is drawn schematically



Flat-roofed chamber of Hermitage Grange. With tree roots descending slots.



Passage near 633. Roof slot plus undercut at top of shale bed.



Tent-shaped passage near 549.